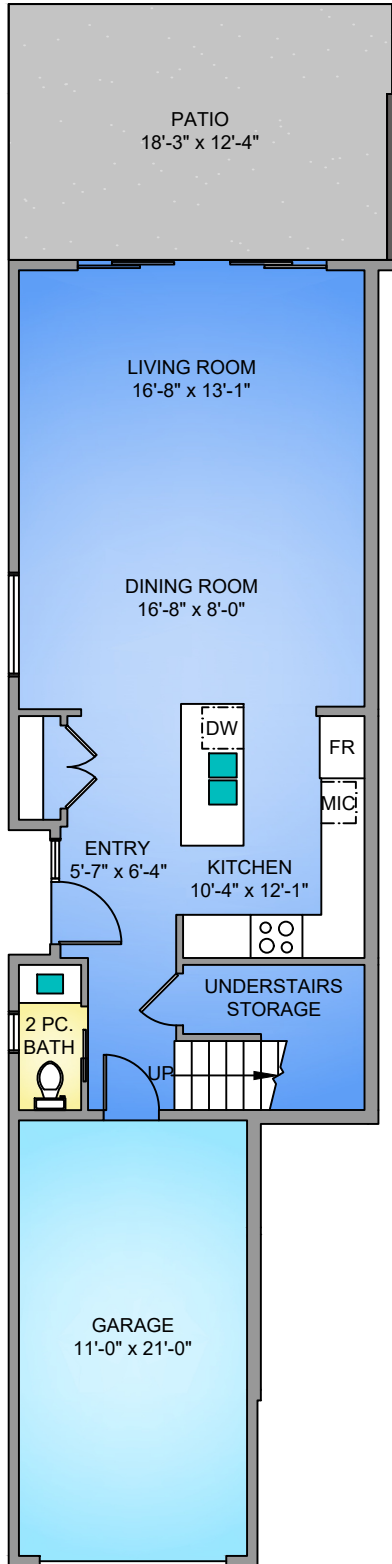
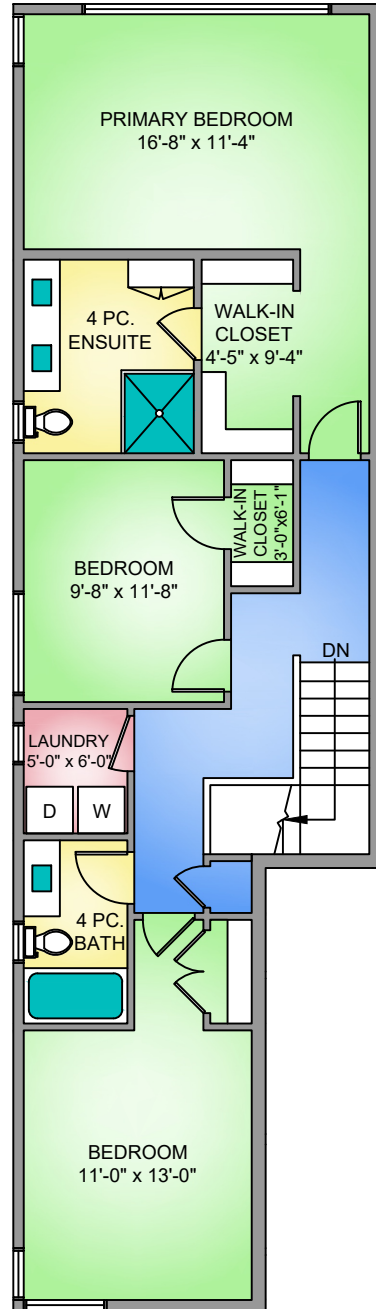


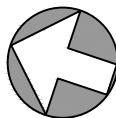
MAIN FLOOR
699 SQ. FT.
9'-0" CEILING HEIGHT



UPPER FLOOR
962 SQ. FT.
8'-0" CEILING HEIGHT



NORTH



0' 5' 10'
SCALE

UNIT 2 - 10393 ALLBAY ROAD APRIL 20, 2026			
PREPARED FOR THE EXCLUSIVE USE OF CHACE WHITSON PLANS MAY NOT BE 100% ACCURATE. IF CRITICAL BUYER TO VERIFY.			
FLOOR	AREA (SQ. FT.)		
	FINISHED	GARAGE	PATIO
MAIN	699	250	226
UPPER	962	-	-
TOTAL	1661	250	226