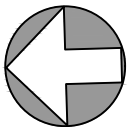


MAIN FLOOR
965 SQ. FT.
8'-9" CEILING HEIGHT

NORTH



0' 5' 10'
SCALE



250-884-9753
 matt@propermeasure.com
 www.propermeasure.com



10239 FIFTH STREET DECEMBER 1, 2025			
PREPARED FOR THE EXCLUSIVE USE OF CHASE WHITSON PLANS MAY NOT BE 100% ACCURATE, IF CRITICAL BUYER TO VERIFY.			
FLOOR	AREA (SQ. FT.)		
	FINISHED	GARAGE	PATIO
MAIN	965	276	546
UPPER	1260	-	-
ATTIC	235	-	-
TOTAL	2460	276	546

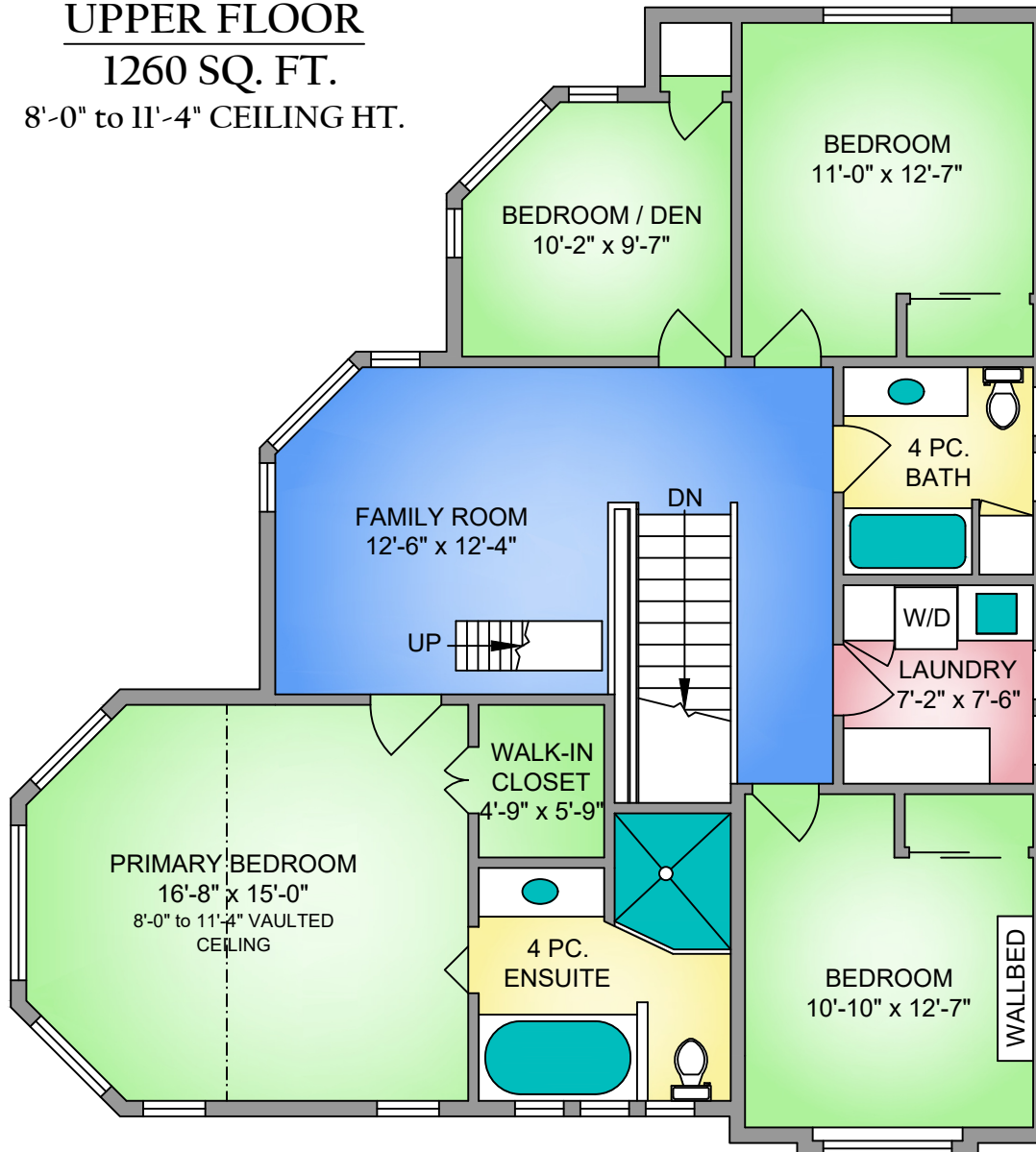


**CHACE
WHITSON**
REAL ESTATE GROUP

UPPER FLOOR

1260 SQ. FT.

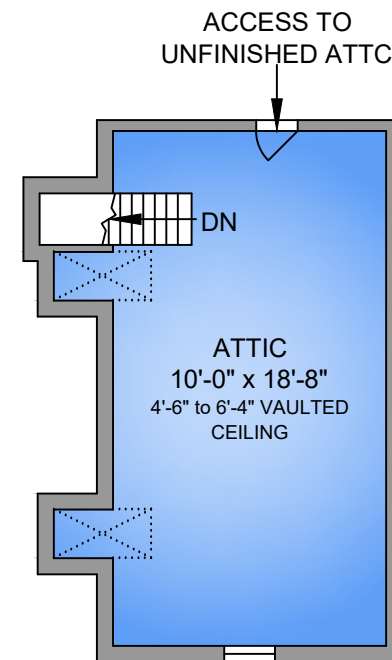
8'-0" to 11'-4" CEILING HT.



ATTIC

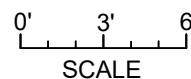
235 SQ. FT.

4'-6" to 6'-4" VAULTED CEILING




250-884-9753

matt@propermeasure.com
www.propermeasure.com



NORTH



10239 FIFTH STREET DECEMBER 1, 2025 PREPARED FOR THE EXCLUSIVE USE OF CHASE WHITSON PLANS MAY NOT BE 100% ACCURATE, IF CRITICAL BUYER TO VERIFY.			
FLOOR	AREA (SQ. FT.)		
	FINISHED	GARAGE	PATIO
MAIN	965	276	546
UPPER	1260	-	-
ATTIC	235	-	-
TOTAL	2460	276	546