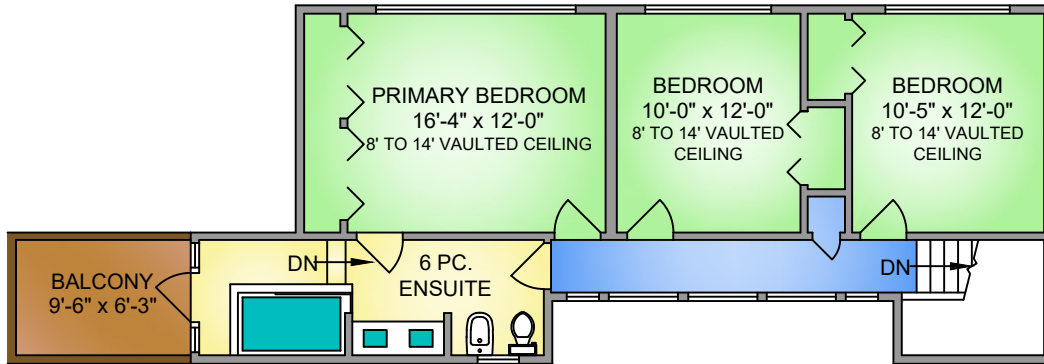
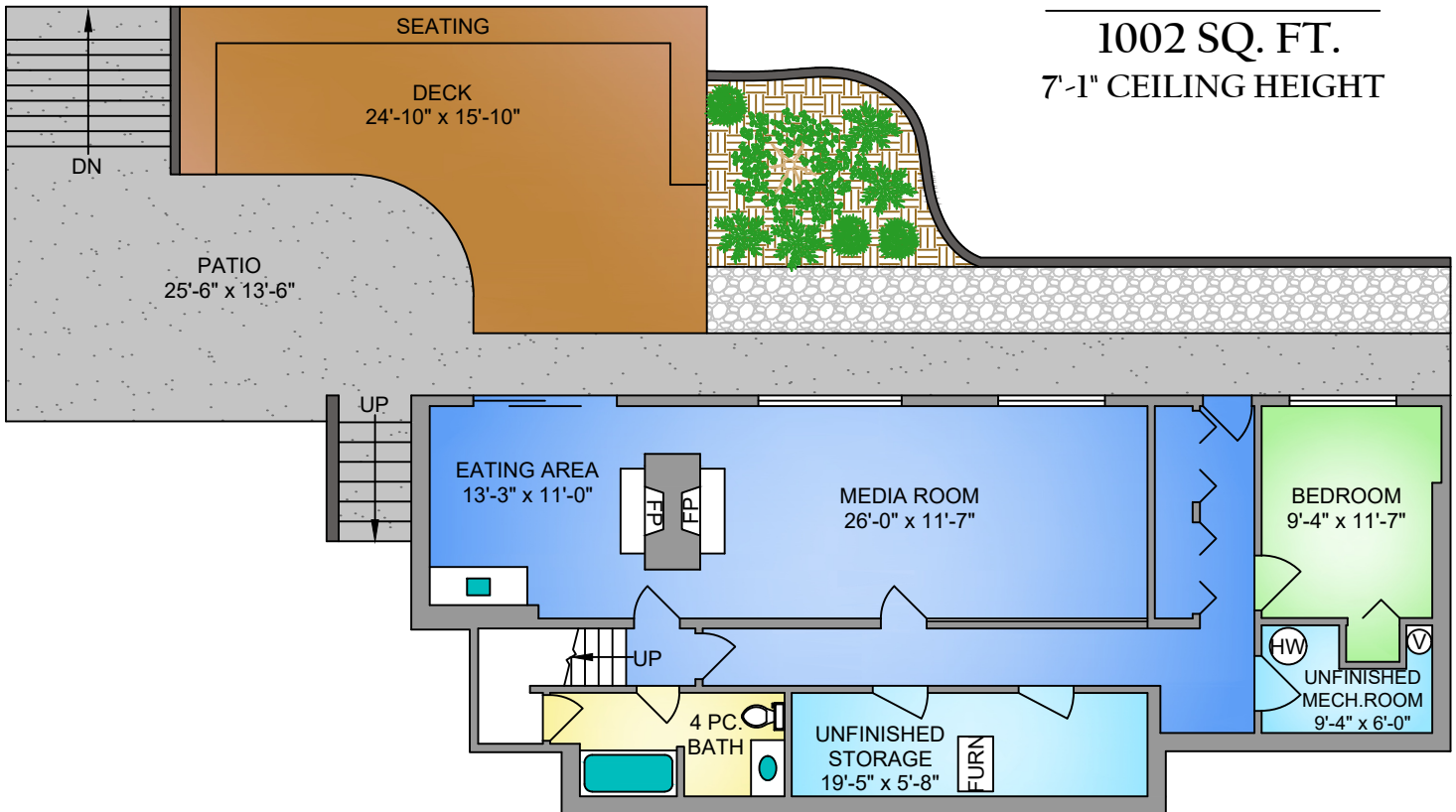


9600 ARDMORE DRIVE			
MAY 26, 2025			
PREPARED FOR THE EXCLUSIVE USE OF CHACE WHITSON			
PLANS MAY NOT BE 100% ACCURATE, IF CRITICAL BUYER TO VERIFY.			
	AREA (SQ. FT.)		
FLOOR	FINISHED	UNFINISHED	DECK / PATIO
MAIN	1331	-	403
UPPER	776	-	71
LOWER	1002	195	708
TOTAL	3109	195	1182

UPPER FLOOR
776 SQ. FT.
 8'-0" CEILING HEIGHT




LOWER FLOOR
1002 SQ. FT.
 7'-1" CEILING HEIGHT



250-884-9753
 matt@propermeasure.com
 www.propermeasure.com

NORTH



0' 5' 10'
 SCALE

9600 ARDMORE DRIVE MAY 26, 2025			
PREPARED FOR THE EXCLUSIVE USE OF CHACE WHITSON PLANS MAY NOT BE 100% ACCURATE. IF CRITICAL BUYER TO VERIFY.			
FLOOR	AREA (SQ. FT.)		
	FINISHED	UNFINISHED	DECK / PATIO
MAIN	1331	-	403
UPPER	776	-	71
LOWER	1002	195	708
TOTAL	3109	195	1182