



NORTH



0' 5' 10'  
SCALE

11176 CHALET ROAD  
 APRIL 20, 2025

PREPARED FOR THE EXCLUSIVE USE OF CHACE WHITSON  
 PLANS MAY NOT BE 100% ACCURATE, IF CRITICAL BUYER TO VERIFY.

FLOOR	AREA (SQ. FT.)		
	FINISHED	GARAGE	DECK / PATIO
MAIN	2809	947	1046
LOWER	1543	-	51
<b>TOTAL</b>	<b>4352</b>	<b>947</b>	<b>1097</b>

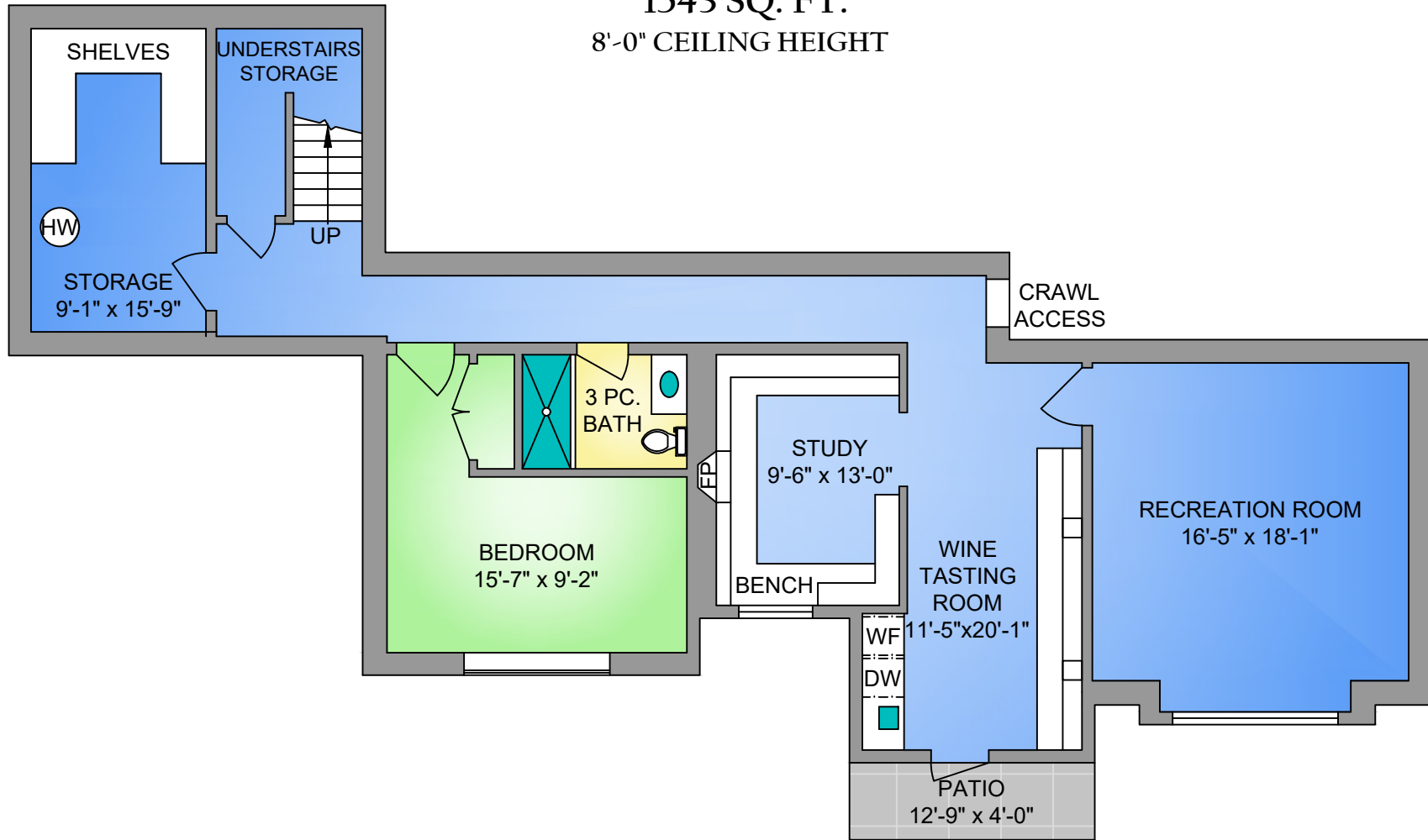


250-884-9753  
 matt@propermeasure.com  
 www.propermeasure.com



**CHACE  
 WHITSON**  
 REAL ESTATE GROUP

**LOWER FLOOR**  
**1543 SQ. FT.**  
 8'-0" CEILING HEIGHT



NORTH



0' 5' 10'  
 SCALE



250-884-9753  
 matt@propermeasure.com  
 www.propermeasure.com

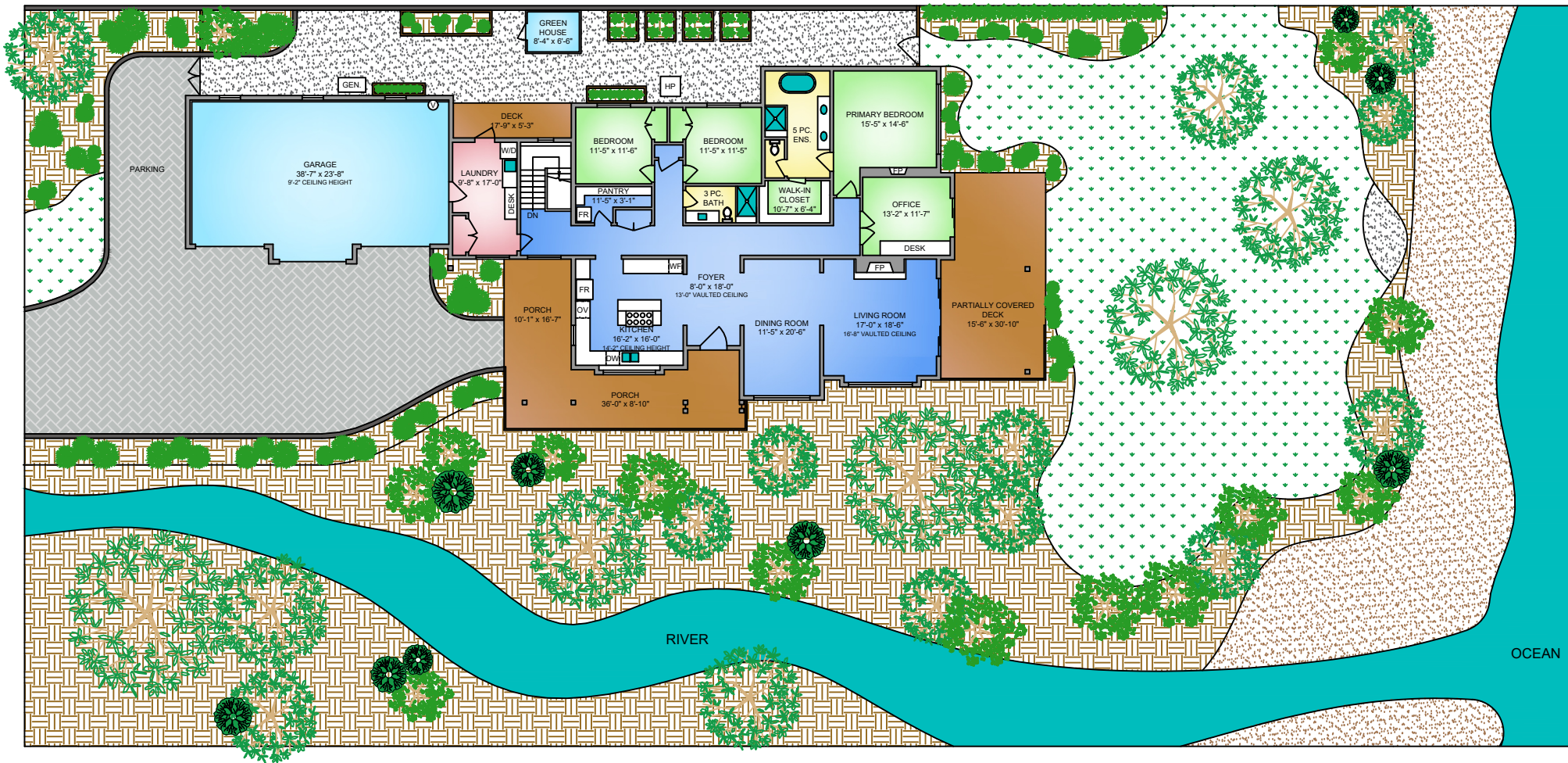


**CHACE  
 WHITSON**  
 REAL ESTATE GROUP

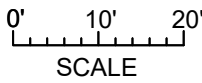
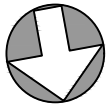
11176 CHALET ROAD APRIL 20, 2025 PREPARED FOR THE EXCLUSIVE USE OF CHACE WHITSON PLANS MAY NOT BE 100% ACCURATE, IF CRITICAL BUYER TO VERIFY.			
FLOOR	AREA (SQ. FT.)		
	FINISHED	GARAGE	DECK / PATIO
MAIN	2809	947	1046
LOWER	1543	-	51
TOTAL	4352	947	1097



SITE PLAN



NORTH



250-884-9753  
matt@propermeasure.com  
www.propermeasure.com



11176 CHALET ROAD APRIL 20, 2025 PREPARED FOR THE EXCLUSIVE USE OF CHACE WHITSON PLANS MAY NOT BE 100% ACCURATE, IF CRITICAL BUYER TO VERIFY.			
FLOOR	AREA (SQ. FT.)		
	FINISHED	GARAGE	DECK / PATIO
MAIN	2809	947	1046
LOWER	1543	-	51
TOTAL	4352	947	1097