

**MAIN FLOOR**

1274 SQ. FT.  
8' CEILING HEIGHT

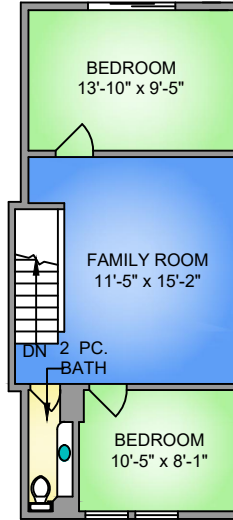


**CHACE  
WHITSON**

REAL ESTATE GROUP

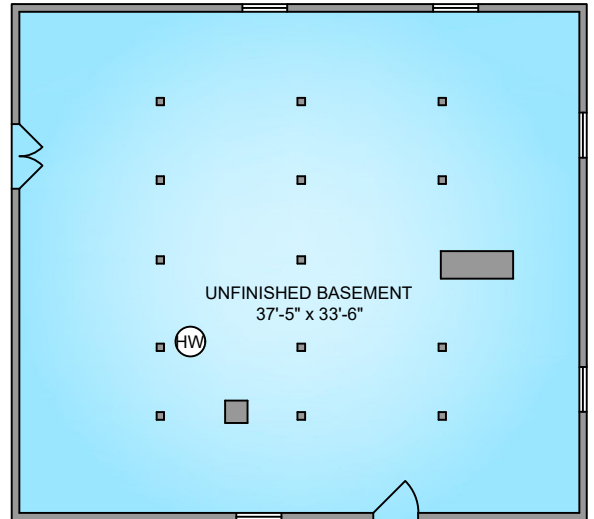
**UPPER FLOOR**

521 SQ. FT.  
8'-10" VAULTED CEILING

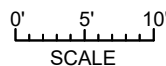
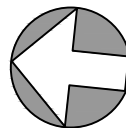


**LOWER FLOOR**

1324 SQ. FT.  
7' CEILING HEIGHT



**NORTH**



10393 ALLBAY ROAD			
MARCH 8, 2024			
PREPARED FOR THE EXCLUSIVE USE OF CHASE WHITSON			
PLANS MAY NOT BE 100% ACCURATE, IF CRITICAL BUYER TO VERIFY.			
FLOOR	AREA (SQ. FT.)		
	FINISHED	UNFINISHED	DECK / PATIO
MAIN	1274	-	248
UPPER	521	-	-
LOWER	-	1324	-
<b>TOTAL</b>	<b>1795</b>	<b>1324</b>	<b>248</b>



250-884-9753  
matt@propermeasure.com  
www.propermeasure.com