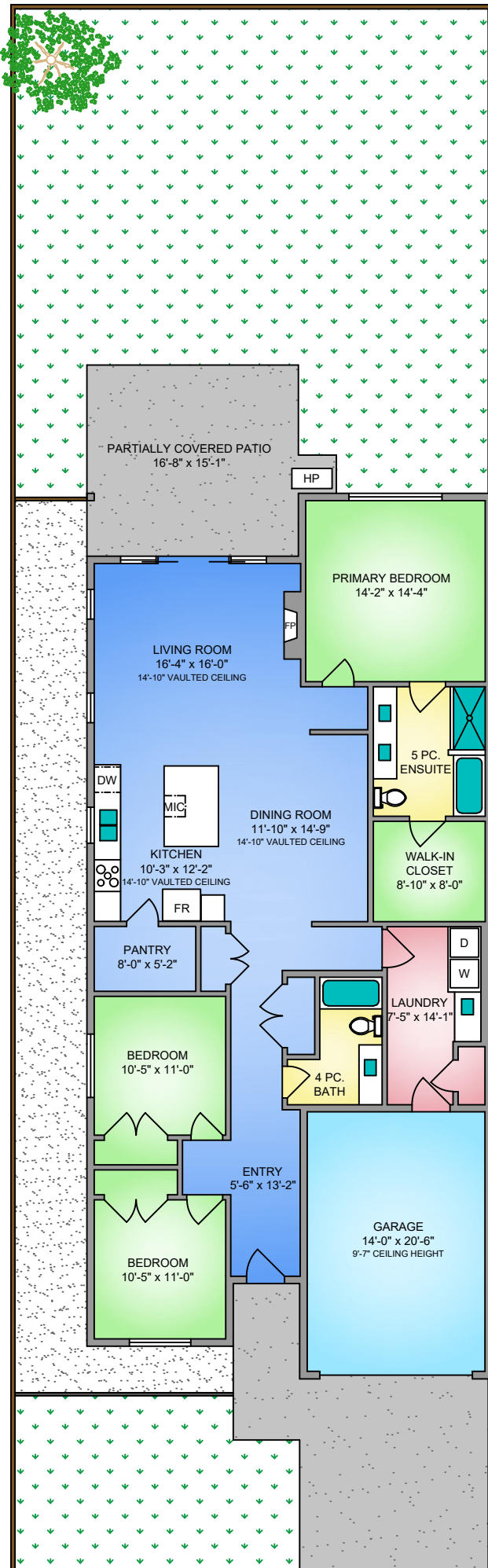


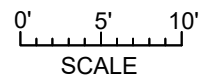
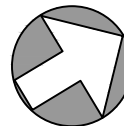


**CHACE
WHITSON**
REAL ESTATE GROUP

9348 MARYLAND DRIVE
1772 SQ. FT.
9' CEILING HEIGHT



NORTH



9348 MARYLAND DRIVE			
OCTOBER 4, 2023			
PREPARED FOR THE EXCLUSIVE USE OF CHACE WHITSON PLANS MAY NOT BE 100% ACCURATE, IF CRITICAL BUYER TO VERIFY.			
FLOOR	AREA (SQ. FT.)		
	FINISHED	GARAGE	PATIO
MAIN	1772	313	252



250-884-9753
matt@propermeasure.com
www.propermeasure.com