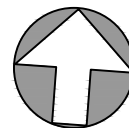




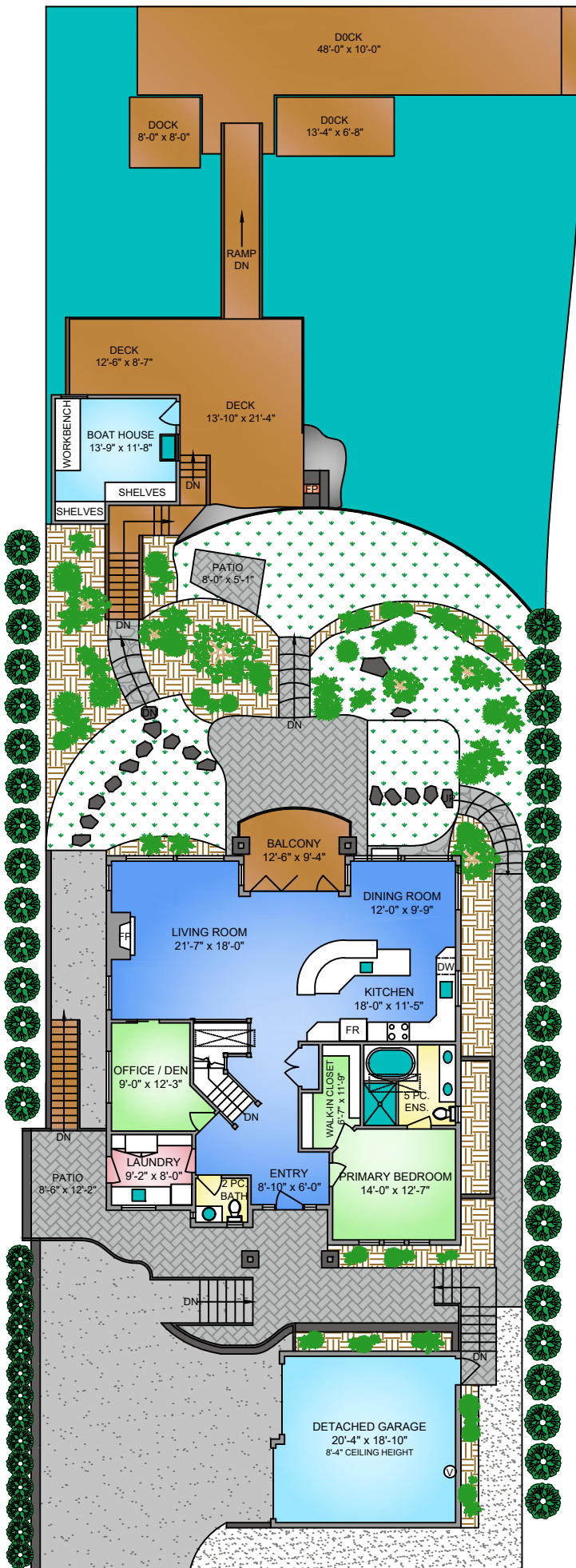
**CHACE  
WHITSON**  
REAL ESTATE GROUP

**MAIN FLOOR**  
**1637 SQ. FT.**  
**9' CEILING HEIGHT**

**NORTH**



0' 5' 10'  
SCALE



770 SEA DRIVE MAY 5, 2023 PREPARED FOR THE EXCLUSIVE USE OF CHACE WHITSON PLANS MAY NOT BE 100% ACCURATE, IF CRITICAL BUYER TO VERIFY.				
FLOOR	AREA (SQ. FT.)			
	FINISHED	BOAT HOUSE	GARAGE	DECK / PATIO
MAIN	1637	-	421	106
LOWER	1393	196	-	740
TOTAL	3030	196	421	846

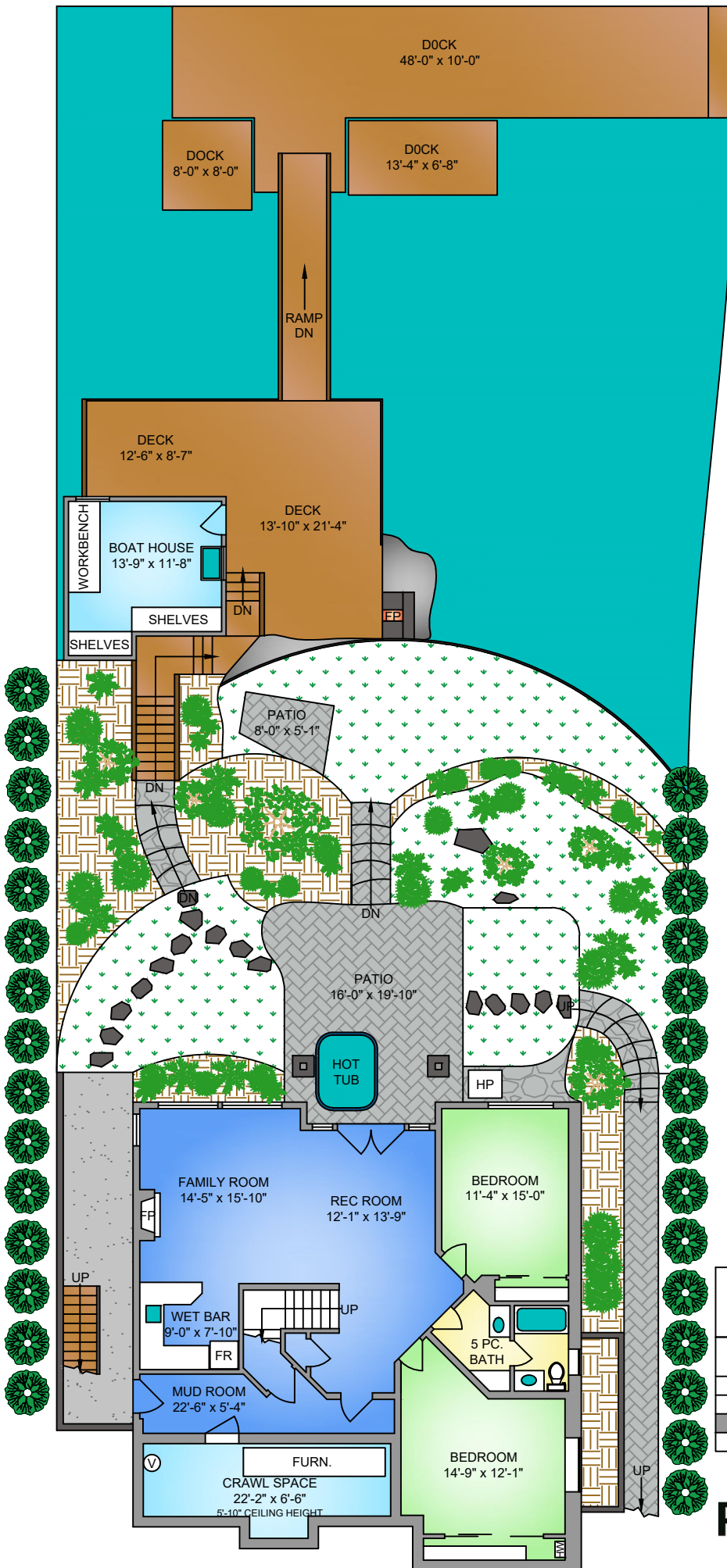


250-884-9753  
matt@propermeasure.com  
www.propermeasure.com

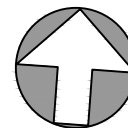


**CHACE  
WHITSON**  
REAL ESTATE GROUP

**LOWER FLOOR**  
**1393 SQ. FT.**  
**8'-5" CEILING HEIGHT**



**NORTH**



0' 5' 10'  
SCALE

770 SEA DRIVE  
MAY 5, 2023

PREPARED FOR THE EXCLUSIVE USE OF CHACE WHITSON  
PLANS MAY NOT BE 100% ACCURATE, IF CRITICAL BUYER TO VERIFY.

FLOOR	AREA (SQ. FT.)			
	FINISHED	BOAT HOUSE	GARAGE	DECK / PATIO
MAIN	1637	-	421	106
LOWER	1393	196	-	740
TOTAL	3030	196	421	846



250-884-9753  
matt@propermeasure.com  
www.propermeasure.com