

# MAIN FLOOR

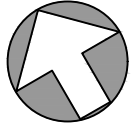
2353 SQ. FT.

10' CEILING HEIGHT

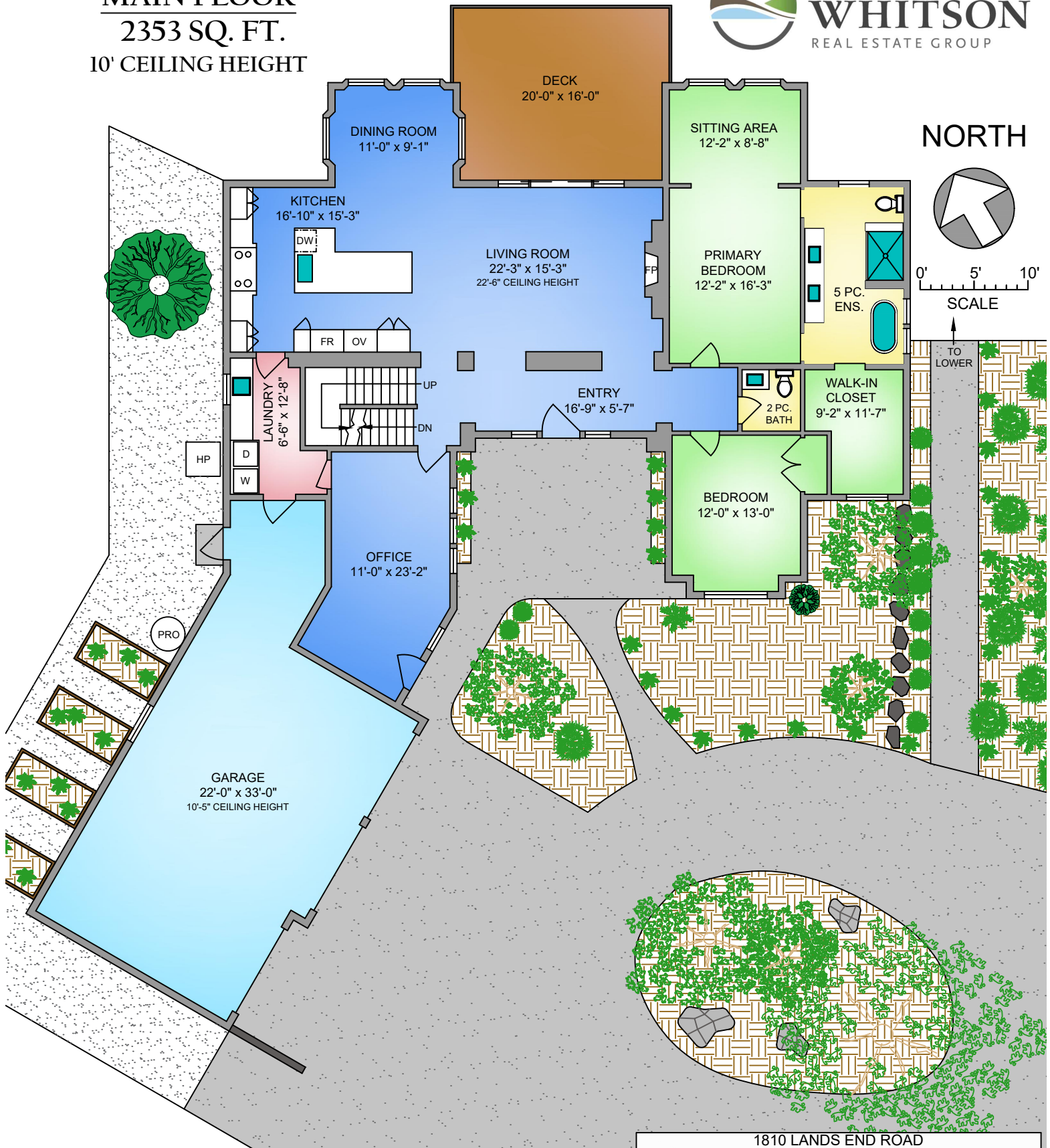


**CHACE  
WHITSON**  
REAL ESTATE GROUP

NORTH



0' 5' 10'  
SCALE



250-884-9753  
matt@propermeasure.com  
www.propermeasure.com

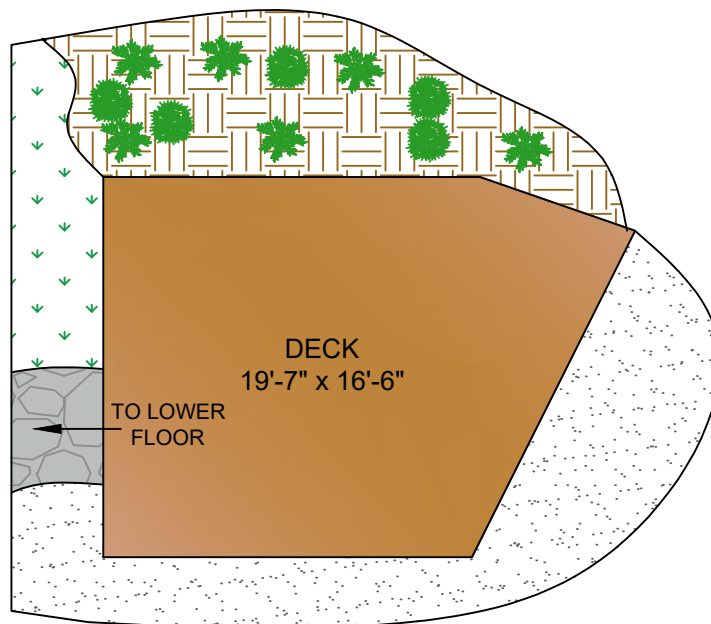
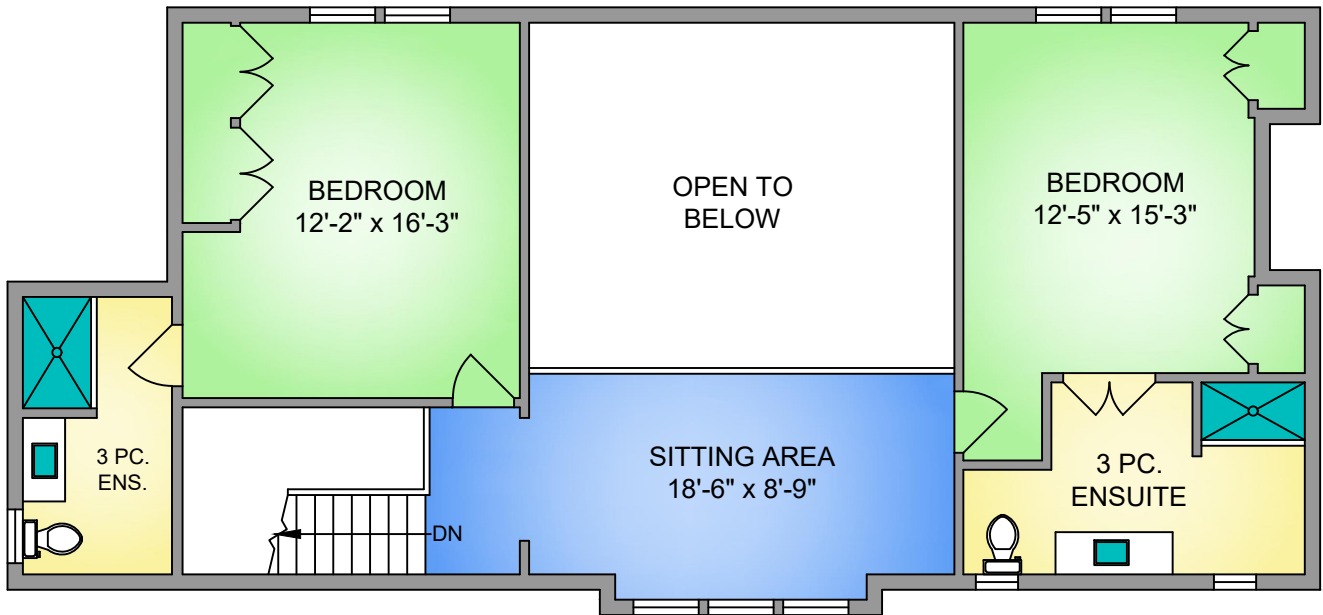
1810 LANDS END ROAD

MAY 12, 2023

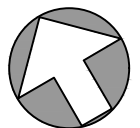
PREPARED FOR THE EXCLUSIVE USE OF CHACE WHITSON  
PLANS MAY NOT BE 100% ACCURATE, IF CRITICAL BUYER TO VERIFY.

FLOOR	AREA (SQ. FT.)			
	FINISHED	UNFINISHED	GARAGE	DECK / PATIO
MAIN	2353	-	877	305
UPPER	1068	-	-	-
LOWER	1548	509	-	328
TOTAL	4969	509	877	633

**UPPER FLOOR**  
**1068 SQ. FT.**  
**8' CEILING HEIGHT**



**NORTH**



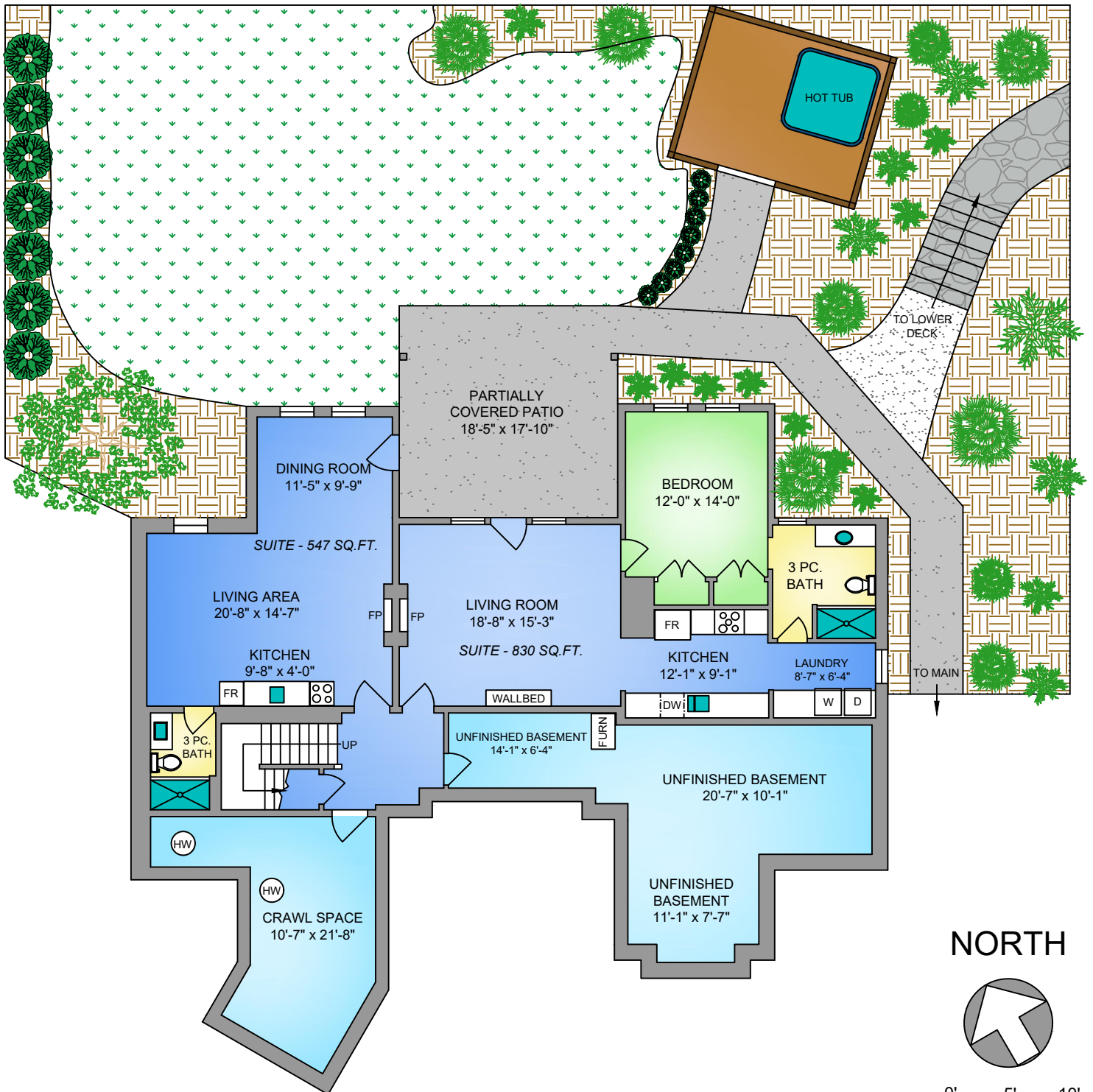
0' 5' 10'  
**SCALE**



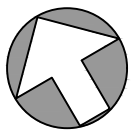
**250-884-9753**  
**matt@propermeasure.com**  
**www.propermeasure.com**

1810 LANDS END ROAD MAY 12, 2023 PREPARED FOR THE EXCLUSIVE USE OF CHACE WHITSON PLANS MAY NOT BE 100% ACCURATE, IF CRITICAL BUYER TO VERIFY.				
FLOOR	AREA (SQ. FT.)			
	FINISHED	UNFINISHED	GARAGE	DECK / PATIO
MAIN	2353	-	877	305
UPPER	1068	-	-	-
LOWER	1548	509	-	328
TOTAL	4969	509	877	633

**LOWER FLOOR**  
**1548 SQ. FT.**  
**9' CEILING HEIGHT**



**NORTH**



0' 5' 10'  
**SCALE**



**250-884-9753**  
**matt@propermeasure.com**  
**www.propermeasure.com**

1810 LANDS END ROAD MAY 12, 2023				
PREPARED FOR THE EXCLUSIVE USE OF CHACE WHITSON PLANS MAY NOT BE 100% ACCURATE, IF CRITICAL BUYER TO VERIFY.				
FLOOR	AREA (SQ. FT.)			
	FINISHED	UNFINISHED	GARAGE	DECK / PATIO
MAIN	2353	-	877	305
UPPER	1068	-	-	-
LOWER	1548	509	-	328
<b>TOTAL</b>	<b>4969</b>	<b>509</b>	<b>877</b>	<b>633</b>