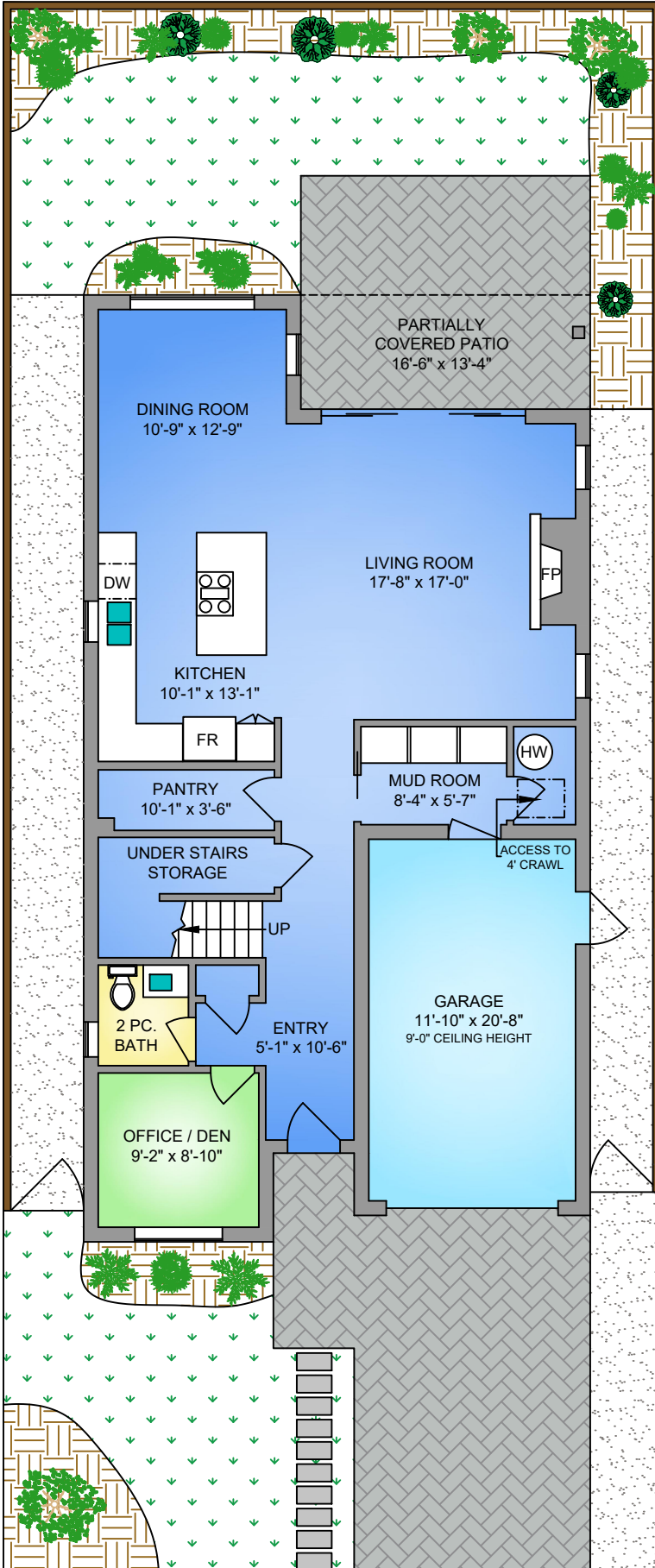


# MAIN FLOOR

1140 SQ. FT.

9' CEILING HEIGHT

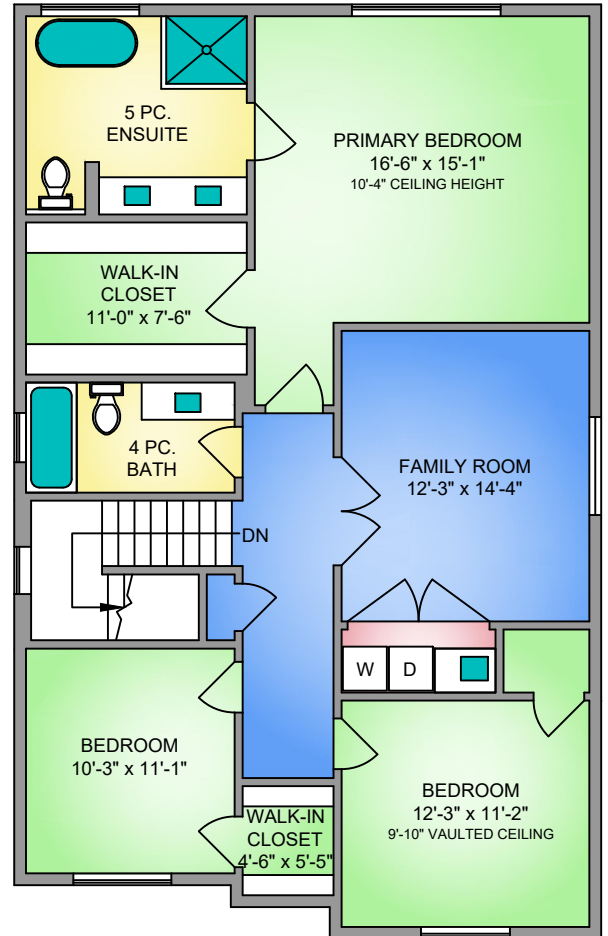


**CHACE  
WHITSON**  
REAL ESTATE GROUP

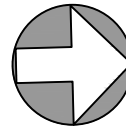
# UPPER FLOOR

1298 SQ. FT.

8' CEILING HEIGHT



NORTH



0' 5' 10'  
SCALE

2240 MARKINCH PLACE

APRIL 3, 2023

PREPARED FOR THE EXCLUSIVE USE OF CHACE WHITSON  
PLANS MAY NOT BE 100% ACCURATE, IF CRITICAL BUYER TO VERIFY.

FLOOR	AREA (SQ. FT.)		
	FINISHED	GARAGE	PATIO
MAIN	1140	275	220
UPPER	1298	-	-
TOTAL	2438	275	220



250-884-9753  
matt@propermeasure.com  
www.propermeasure.com