

FIRST FLOOR

1425 SQ. FT.

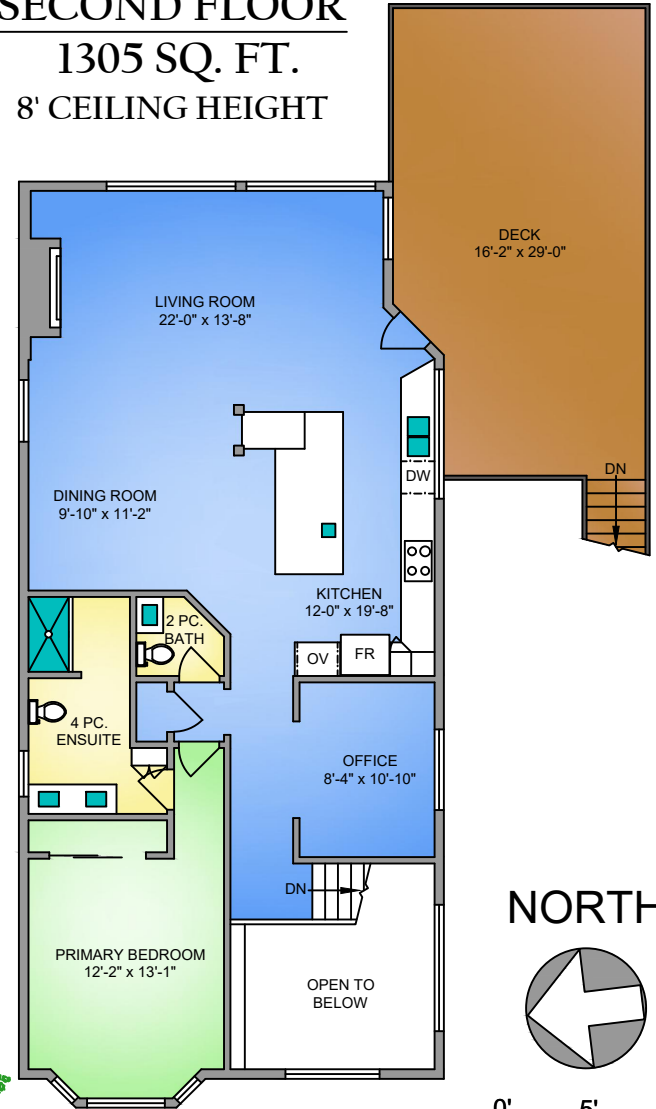
7'-6" CEILING HEIGHT



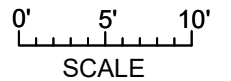
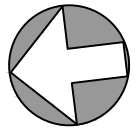
SECOND FLOOR

1305 SQ. FT.

8' CEILING HEIGHT



NORTH



10498 JOCELYN PLACE FEBRUARY 27, 2022 PREPARED FOR THE EXCLUSIVE USE OF CHACE WHITSON PLANS MAY NOT BE 100% ACCURATE, IF CRITICAL BUYER TO VERIFY.			
FLOOR	AREA (SQ. FT.)		
	FINISHED	GARAGE	DECK / PATIO
FIRST	1425	287	93
SECOND	1305	-	172
TOTAL	2730	287	265