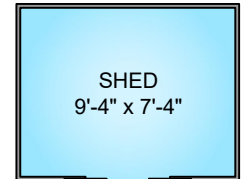
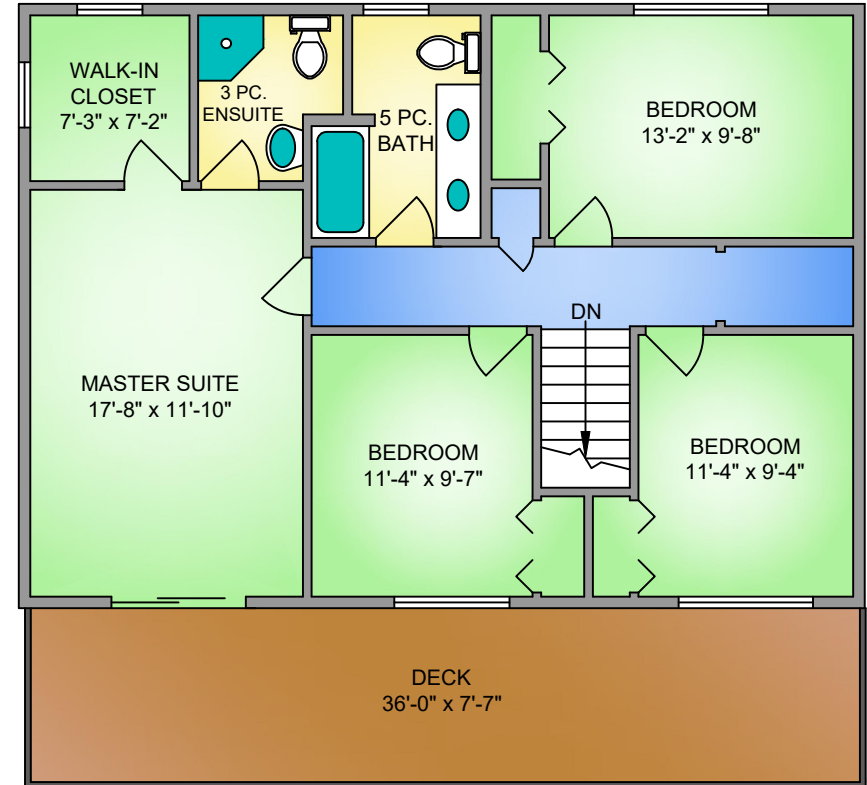
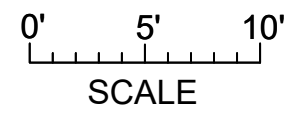
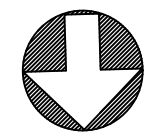


UPPER FLOOR
963 SQ. FT.
8' CEILING HEIGHT



NORTH



2255 HENRY AVENUE		
JULY 11, 2019		
PREPARED FOR THE EXCLUSIVE USE OF CHACE WHITSON		
PLANS MAY NOT BE 100% ACCURATE, IF CRITICAL BUYER TO VERIFY.		
FLOOR	AREA (SQ. FT.)	
	FINISHED	DECK / PATIO
MAIN	1038	490
UPPER	963	272
TOTAL	2001	681



250-884-9753
matt@propermeasure.com
www.propermeasure.com

