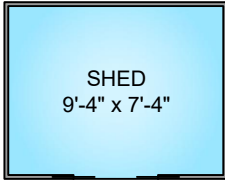
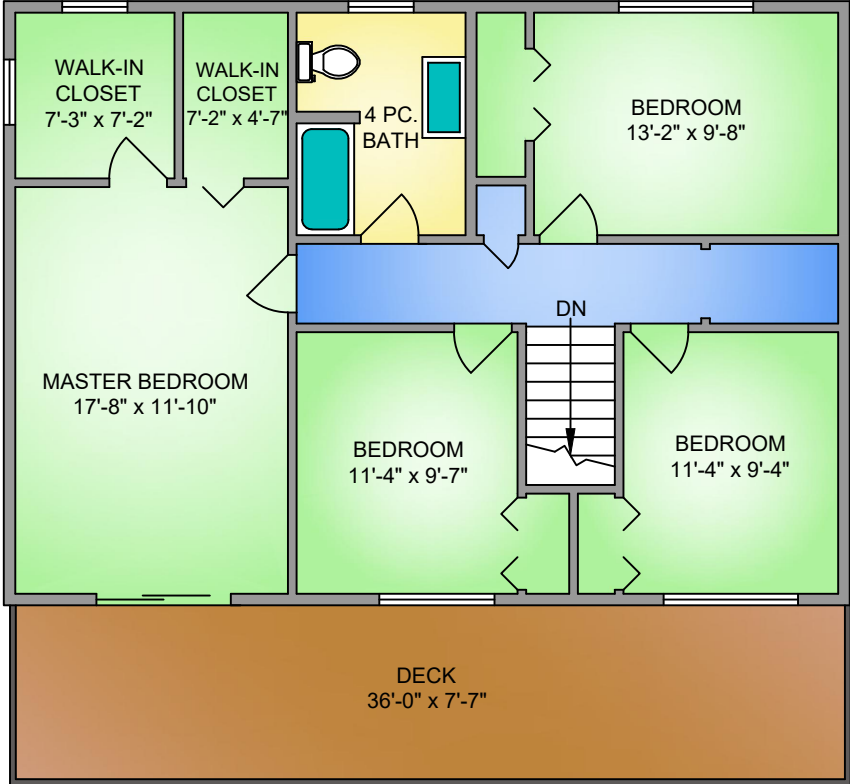
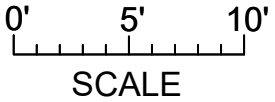



UPPER FLOOR
963 SQ. FT.
8' CEILING HEIGHT



NORTH



2255 HENRY AVENUE
JANUARY 4, 2018
PREPARED FOR THE EXCLUSIVE USE OF CHACE WHITSON
PLANS MAY NOT BE 100% ACCURATE, IF CRITICAL BUYER TO VERIFY.

FLOOR	AREA (SQ. FT.)	
	FINISHED	DECK / PATIO
MAIN	1038	409
UPPER	963	272
TOTAL	2001	681



250-884-9753
matt@propermeasure.com
www.propermeasure.com